

8122H AXION

Drench / Safety Shower

- ✓ 1"G
- 3.8 kg
- No
- S CH
- Z Z358.1

- Horizontal wall installation
- AXION MSR™ Greens ABS shower head (SP829)
- Stay open valve (SP260)
- Universal Emergency shower sign (SP177)
- Stainless steel push rod (SP200)
- Test tag (SP170)



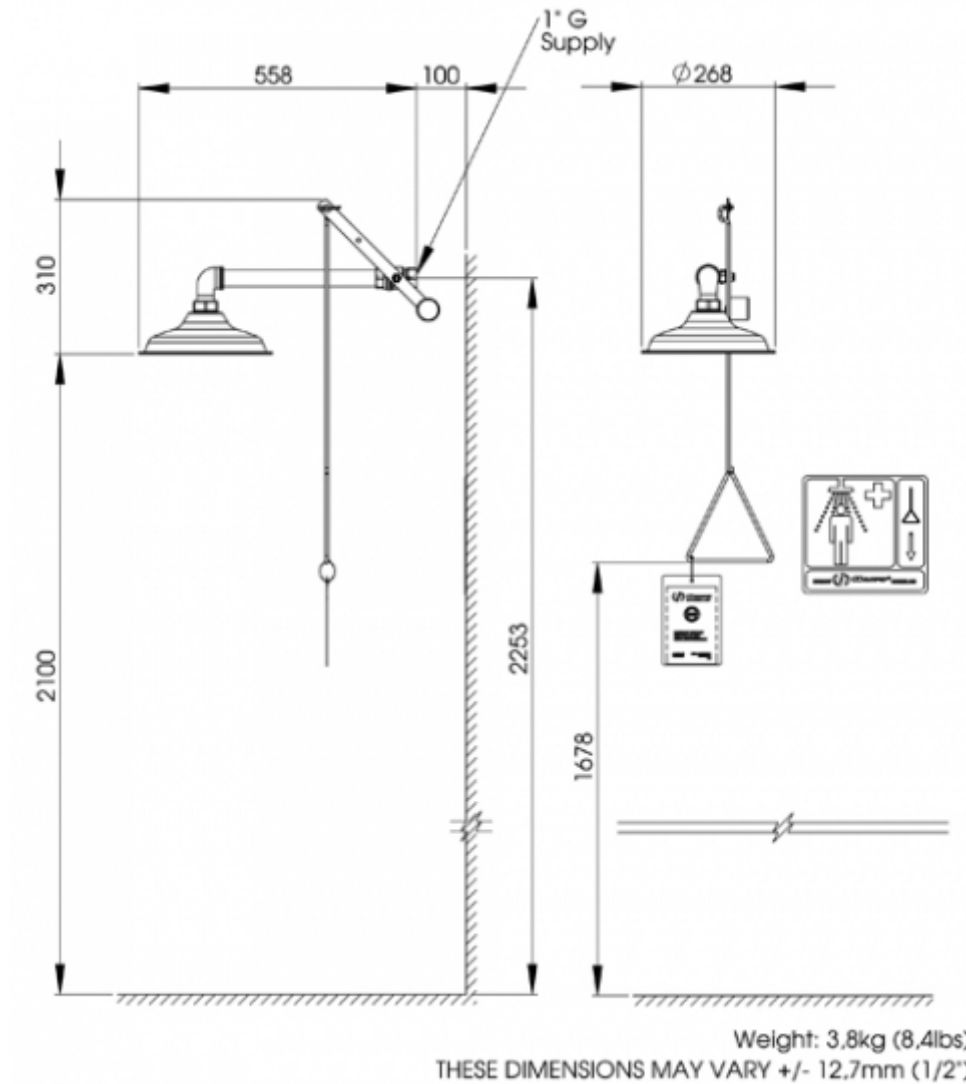
PNR UK Ltd

28a Harris Business Park, Stoke Prior, Bromsgrove, B60 4DJ

www.pnr.co.uk | spraynozzles@pnr.co.uk | +44(0)1527 579 066

Co. Reg. 2306776

V.A.T. Reg. No. 488 0643 16



PNR UK Ltd

28a Harris Business Park, Stoke Prior, Bromsgrove, B60 4DJ

www.pnr.co.uk | spraynozzles@pnr.co.uk | +44(0)1527 579 066

Co. Reg. 2306776

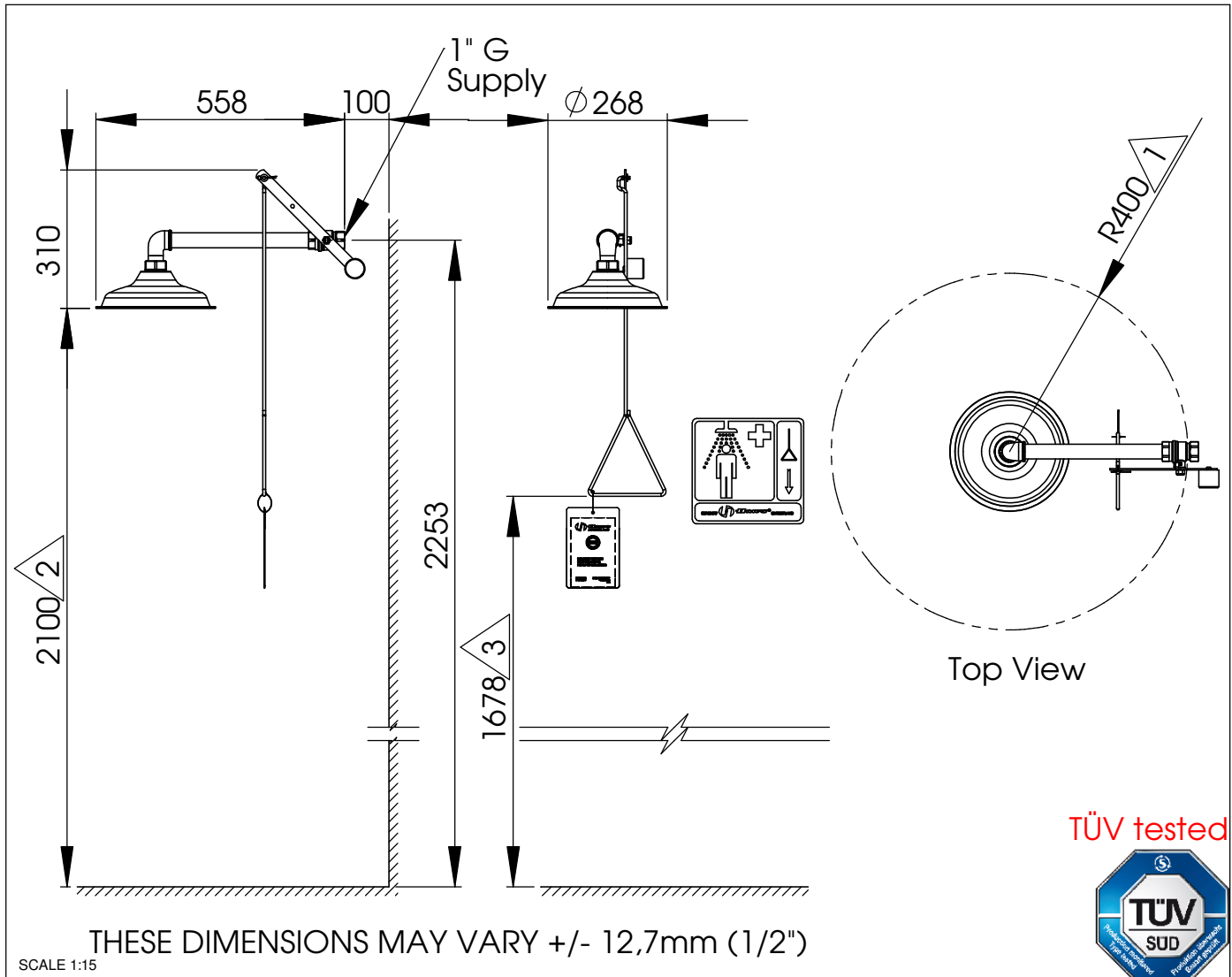
V.A.T. Reg. No. 488 0643 16

Model 8122H Axion

Drench Shower Horizontal

No.2080114/3

NOTE TO INSTALLER: please leave this information with maintenance department.



Legally-stipulated dimensions:

- 1 There must be a minimum clearance radius of 400 mm / 1' 3 3/4" (not counting operating controls) between a vertical line running down from the shower head and the nearest obstacle (wall, vertical inlet pipe or similar).
- 2 Height above floor level: 2100mm - 2300mm (6' 10 1/2" - 7' 6 1/2").
- 3 The operating controls must be no higher than 1750mm (5' 9") above floor level (while conforming to local regulations).

Free access to the emergency body shower 8122H Axion must be guaranteed at all times. The operator is responsible for the observance of this requirement.



Model 8122H Axion

Drench Shower Horizontal

No.2080114/3

Shower location: The emergency body shower 8122H Axion must be installed in the vicinity of potential danger zones. It must be highly visible and easily accessible.

Connection conduit: You are recommended to use a 1" G conduit, capable of withstanding pressure of 2 - 6 BAR (30 - 90PSI). The use of an inlet filter designed to prevent the entry of standards of suspended particles and other impurities is also recommended.

Water quality: Emergency body showers require a supply of drinking water conforming to European standards or their equivalents in other countries.

Water temperature: The required water temperature should be determined by the user. The accepted ideal range is 15 - 35°C / 60 - 95°F (but please ensure conformity with local regulations).

Volume flow: A minimum flow rate of 60 litres / 15,8 US gallons per minute must be maintained. The emergency body shower must be capable of delivering this amount of water for at least 15 minutes.

Connection to plumbing system: The inlet consists of a 1" G female-threaded conduit.

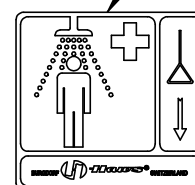
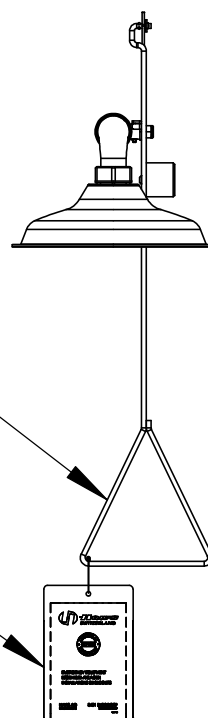
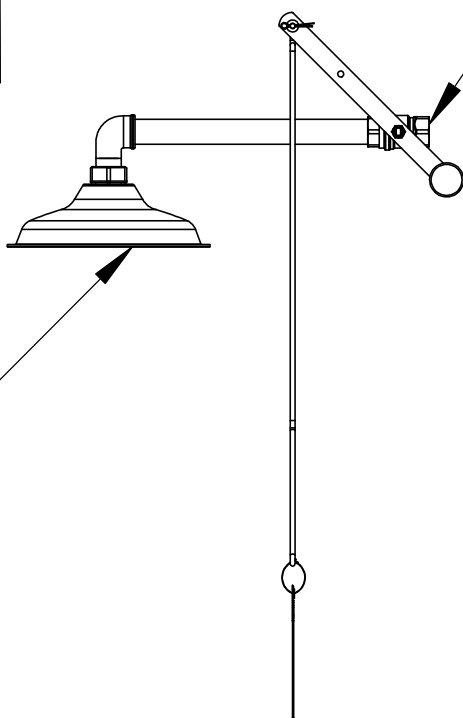
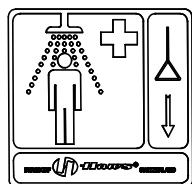
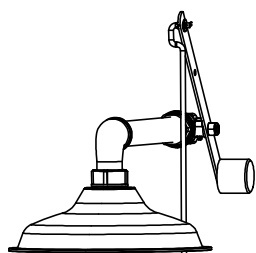
Regular inspection:

The emergency body shower 8122H Axion should be inspected at weekly intervals. The inspection tag should be dated and signed after each check.

TROUBLESHOOTING	
Problem	Repair-checklist
1. No flow	Check the main shutoff valve.
2. Insufficient flow of water	Check the line pressure. This should be at least 2 BAR / 30PSI (dynamic).

PARTS BREAKDOWN

ITEM	PART NU.	DESCRIPTION
1	SP829	Axion shower head
2	SP260	Valve assembly
3	SP177	Shower sign
4	SP200	Pull rod
5	SP170	Test tag



TÜV tested



PARTS BREAKDOWN

WHEN ORDERING PARTS PLEASE SPECIFY YOUR MODEL NUMBER

APPROVALS	DATE
DRAWN Jeannine Ruf	16.07.2010
CHECKED Jeannine Ruf	16.07.2010
REVISED Jeannine Ruf	11.10.2011
DRAW-NO.	
ECN NO.	



T +41 (0)34 420 60 00
F +41 (0)34 420 60 01
BACHWEG 3
CH3401 BURGDORF
SWITZERLAND
www.haws.ch
info@haws.ch

TITLE
8122H Axion
Drench Shower Horizontal

MATERIAL

SIZE PART NO. 2080114/3 REV.

SCALE 1:10 SHEET 4 OF 4

ZONE	REV	DESCRIPTION	ECN	DATE	BY
REVISIONS					
THIS DOCUMENT AND THE DATA DISCLOSED HEREIN OR HEREWITH IS NOT TO BE REPRODUCED, USED, OR DISCLOSED IN WHOLE OR IN PART TO ANYONE WITHOUT THE PERMISSION OF HAWS CORPORATION.					