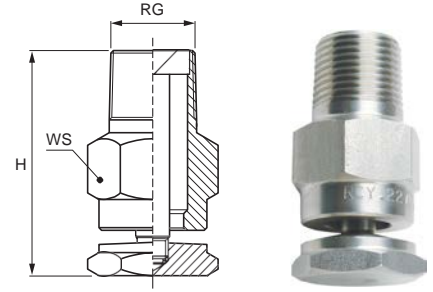
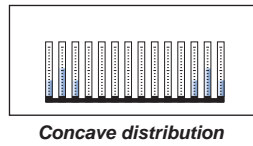



**IN LINE SPRAY**

RC type deflected nozzles produce a ring-shaped hollow cone spray pattern, in line with the nozzle inlet supply pipe. The water flow hits the deflection cap fixed onto the nozzle outlet orifice producing small droplets, very wide spray angles and uniform distribution. The deflection cap determines the various deflection angles. This nozzles are highly efficient and clog resistant.



■ Thread specification: BSPT, NPT



◡	RG inch		Code	Capacity at different pressure values (l/min) (bar)								Dimensions mm	
	1/4"	3/8"		0.5	0.7	1.0	2.0	3.0	5.0	7.0	10	H	WS
150°	●		RCY 1780 xx	3.18	3.77	4.50	6.37	7.80	10.1	11.9	14.2	33	17
			RCY 2117 xx	4.82	5.70	6.81	9.63	11.8	15.2	18.0	21.5		
			RCY 2157 xx	6.41	7.58	9.06	12.8	15.7	20.3	24.0	28.7		
			RCY 2196 xx	7.96	9.42	11.3	15.9	19.5	25.2	29.8	35.6		
	●		RCY 2230 xx	9.39	11.1	13.3	18.8	23.0	29.7	35.1	42.0	44	22
			RCY 2270 xx	11.0	13.0	15.6	22.0	27.0	34.9	41.2	49.3		
			RCY 2310 xx	12.7	15.0	17.9	25.3	31.0	40.0	47.4	56.6		
			RCY 2350 xx	14.3	16.9	20.2	28.6	35.0	45.2	53.5	63.9		
180°	●		RCZ 1780 xx	3.18	3.77	4.50	6.37	7.80	10.1	11.9	14.2	33	17
			RCZ 2117 xx	4.82	5.70	6.81	9.63	11.8	15.2	18.0	21.5		
			RCZ 2157 xx	6.41	7.58	9.06	12.8	15.7	20.3	24.0	28.7		
			RCZ 2196 xx	7.96	9.42	11.3	15.9	19.5	25.2	29.8	35.6		
	●		RCZ 2230 xx	9.39	11.1	13.3	18.8	23.0	29.7	35.1	42.0	44	22
			RCZ 2270 xx	11.0	13.0	15.6	22.0	27.0	34.9	41.2	49.3		
			RCZ 2310 xx	12.7	15.0	17.9	25.3	31.0	40.0	47.4	56.6		
			RCZ 2350 xx	14.3	16.9	20.2	28.6	35.0	45.2	53.5	63.9		
●		RCZ 2390 xx	15.9	18.8	22.5	31.8	39.0	50.3	59.6	71.2			

**Typical applications**

**Washing:** exhaust scrubbers, small tanks, pipes interiors  
**Other applications:** pipes coating, dust control, fire protection

**HOW TO MAKE UP THE NOZZLE CODE**

EX.: RCY 1780 B1

