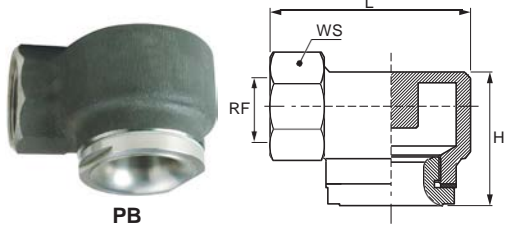


PA



PB

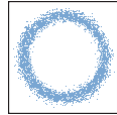
## TANGENTIAL NOZZLES

PA/ PB tangential nozzles generate a hollow cone spray pattern of finely atomized droplets and work on the tangential flow principle. They are designed with a tangential method of atomization. Inside these nozzles there is an axial groove that injects the liquid tangentially into the vortex chamber where the strong centrifugal force produces a high rotational velocity and generates a finely atomized liquid flow. As these nozzles have a large free passage inside and no swirl insert, they offer the maximum resistance to clogging. PA/ PB nozzles are widely used in exhaust scrubbers and are suitable to spray flows with particles.

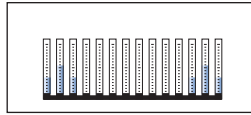
### Typical applications

- Washing:** exhaust scrubbers, desulfuration, denitrification
- Cooling:** cooling of high temperature gas, product cooling

### Thread specification: BSP, NPT (on request)



Spray section



Concave distribution



Spray Angle	Code	RF inch	DE mm	DU mm	Capacity at different pressure values (l/min) (bar)								Dimensions mm				
					0.3	0.5	0.7	1.0	2.0	3.0	5.0	7.0	10	H	L	WS	
70°	PAS 1170 xx	3/8"	3.5	2.0	0.54	0.69	0.82	0.98	1.39	1.70	2.19	2.60	3.10	27	37	22	
	90°	PAU 1390 xx	3/8"	4.0	3.8	1.23	1.59	1.88	2.25	3.18	3.90	5.03	5.96	7.12			
		PAU 1670 xx	1/2"	5.6	5.2	2.12	2.74	3.24	3.87	5.47	6.70	8.65	10.2	12.2	38	46	27
		PAU 1850 xx		5.7	6.0	2.69	3.47	4.11	4.91	6.94	8.50	11.0	13.0	15.5			
	PAU 2115 xx		6.6	6.9	3.64	4.69	5.56	6.64	9.39	11.5	14.8	17.6	21.0				
	PAU 2220 xx	3/4"	8.5	9.0	6.96	8.98	10.6	12.7	18.0	22.0	28.4	33.6	40.2	48	60	36	
	PAU 2320 xx		9.5	11.5	10.1	13.1	15.5	18.5	26.1	32.0	41.3	48.9	58.4				
	PAU 2420 xx		9.6	14.0	13.3	17.1	20.3	24.2	34.3	42.0	54.2	64.2	76.7				
	PAU 2730 xx	1"	20x10	13.7	23.1	29.8	35.3	42.1	59.6	73.0	94.2	112	133	60	75	46	
	PAU 2970 xx			16.5	30.7	39.6	46.9	56.0	79.2	97.0	125	148	177				
PAU 3147 xx	1 1/2"	32x16	19.5	46.5	60.0	71.0	84.9	120	147	190	225	268	90	93	60		
PAU 3194 xx			22.0	61.3	79.2	93.7	112	158	194	250	296	354					
PAU 3244 xx	2"	35x20	26.5	77.2	99.6	118	141	199	244	315	373	445	127	117	80		
PAU 3294 xx			28.5	93.0	120	142	170	240	294	380	449	537					
PAU 3364 xx	2 1/2"	25x40	29.5	115	149	176	210	297	364	470	556	665	156	140	100		
PAU 3490 xx			36.5	155	200	237	283	400	490	633	748	895					
PAU 3605 xx			45.0	191	247	292	349	494	605	781	924	1105					
130°	PBY 1390 xx	3/8"	3.0	4.5	1.23	1.59	1.88	2.25	3.18	3.90	5.03	5.96	7.12	27	37	22	
	PBY 1850 xx		4.4	7.5	2.69	3.47	4.11	4.91	6.94	8.50	11.0	13.0	15.5				
	PBY 1980 xx	1/2"	4.0	12.0	3.10	4.00	4.73	5.66	8.00	9.80	12.7	15.0	17.9	35	46	27	
	PBY 2128 xx		4.7	12.0	4.05	5.23	6.18	7.39	10.5	12.8	16.5	19.6	23.4				
	PBY 2208 xx		6.5	12.0	6.58	8.49	10.0	12.0	17.0	20.8	26.9	31.8	38.0				
	PBY 2220 xx	3/4"	6.1	15.0	6.96	8.98	10.6	12.7	18.0	22.0	28.4	33.6	40.2	50	60	36	
	PBY 2320 xx		6.5	19.0	10.1	13.1	15.5	18.5	26.1	32.0	41.3	48.9	58.4				
	PBY 2420 xx		8.0	19.0	13.3	17.1	20.3	24.2	34.3	42.0	54.2	64.2	76.7				
	PBY 2730 xx	1"	13.4	26.0	23.1	29.8	35.3	42.1	59.6	73.0	94.2	112	133	60	93	47	
	PBY 2970 xx		14.0	26.0	30.7	39.6	46.9	56.0	79.2	97.0	125	148	177				
	PBY 3147 xx	1 1/2"	15.0	37.0	46.5	60.0	71.0	84.9	120	147	190	225	268	75	111	60	
	PBY 3194 xx		19.5	37.0	61.3	79.2	93.7	112	158	194	250	296	354				
	PBY 3244 xx	2"	22.0	45.0	77.2	99.6	118	141	199	244	315	373	445	91	140	75	
	PBY 3294 xx		27.1	45.0	93.0	120	142	170	240	294	380	449	537				
	PBY 3364 xx	2 1/2"	25.5	64.0	115	149	176	210	297	364	470	556	665	128	193	90	
	PBY 3490 xx		33.0	64.0	155	200	237	283	400	490	633	748	895				
PBY 3605 xx		38.0	64.0	191	247	292	349	494	605	781	924	1105					
PBY 3665 xx		43.0	64.0	210	271	321	384	543	665	859	1016	1214					

### THREAD SIZE AND MATERIALS

The table on the right side shows thread size and materials

Material	3/8"	1/2"	3/4"	1"	1 1/2"	2"	2 1/2"
B31 - AISI 316L SS				•	•	•	•
T1 - Brass	•	•	•	•			

### HOW TO MAKE UP THE NOZZLE CODE

EX.: PAS 1170 B31

